

ToLEDo G9

ToLEDo Retro G9 CL 250LM 840 SL

0029666



Product features

- LED retrofit replacement for halogen G9 mains voltage capsules
- ToLEDo Retro G9 has the same look and feel as halogen design thanks to glass construction body and wide light distribution
- Compact design
- Omni-directional light distribution
- 250lm = 25W halogen G9 lamp
- 90% energy saving
- Non-dimmable
- Suitable for chandeliers, interior display, shop windows, decorative and general lighting applications



PRODUCT OVERVIEW

Product name	ToLEDo Retro G9 CL 250LM 840 SL
Technology	LED
Watt (Rated) (W)	2.2
Cap/Base	G9
Fixture rating	Open
General application	Hospitality, Residential & Consumer
ETIM Class	EC001959
E-number FI	4741139
Warranty	3 years
Luminous flux (lm)	250
Colour temperature (K)	4000
Light colour	Cool White
CRI (Ra)	80
Colour Variation Initial (SDCM)	SDCM6
Photobiological Risk Group	RG1
Wattage (W)	2.2
Dimmable	No
Average life (Nominal) (h)	15000
Product EAN number	5410288296661

ToLEDo G9

ToLEDo Retro G9 CL 250LM 840 SL

0029666

DATA TABLE

General data

Product name	ToLEDo Retro G9 CL 250LM 840 SL
Technology	LED
Watt (Rated) (W)	2.2
Cap/Base	G9
Fixture rating	Open
General application	Hospitality, Residential & Consumer
Operating temperature range (°C)	-20°C...+45°C
Performance ambient temperature Tq (°C)	25
ETIM Class	EC001959
E-number FI	4741139
Warranty	3 years

Optical data

Luminous flux (lm)	250
Luminous flux (Rated) (lm)	250
Colour temperature (K)	4000
Light colour	Cool White
CRI (Ra)	80
Colour Variation Initial (SDCM)	SDCM6
Photobiological Risk Group	RG1
Lumen maintenance at end of nominal life (%)	70

Electrical data

Wattage (W)	2.2
Equivalent watt (W)	25
Primary Supply/Product voltage - min (V)	220
Primary Supply/Product voltage - max (V)	240
Control gear required	No
No. Of switching cycles before premature failures	>50000
Dimmable	No
Inrush Current (A)	1.2
Inrush Duration (µs)	520
Lamp Energy Label (class)	E
Nominal Frequency (Hz)	50/60Hz
Max. products per 16A C Breaker	133
Max. products per 16A B Breaker	66

Lifetime data

Lifespan L70 B50	15000
Average life (Nominal) (h)	15000
Average life (Rated) (h)	15000

ToLEDo G9

ToLEDo Retro G9 CL 250LM 840 SL

0029666

Physical data

Nominal Product Length (mm)	52.5
Nominal Product Diameter (mm)	15
Weight (kg)	0.008

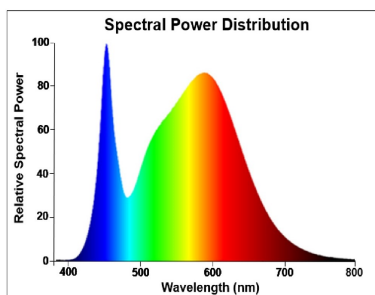
Packaging

Single packaging type	Carton
Product EAN number	5410288296661
Packaging single length / height (cm)	6.1
Packaging single width (cm)	5.1
Packaging single depth (cm)	8.2
DUN14 (outer)	15410288296668
Units per outer package	6
Packaging outer length / height (cm)	19.1
Packaging outer width (cm)	11.3
Packaging outer depth (cm)	9.2

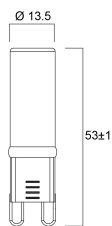
Safety data

Optimal operating condition (°C)	-20-45
Breakage cleaning instructions	Not applicable
Special purpose lamp	No
Dry applications use only	Yes
Suitable for household illumination	Yes
Safety message	Not Suitable for totally enclosed fixtures

PHOTOMETRY



TECHNICAL DRAWINGS



SYLVANIA

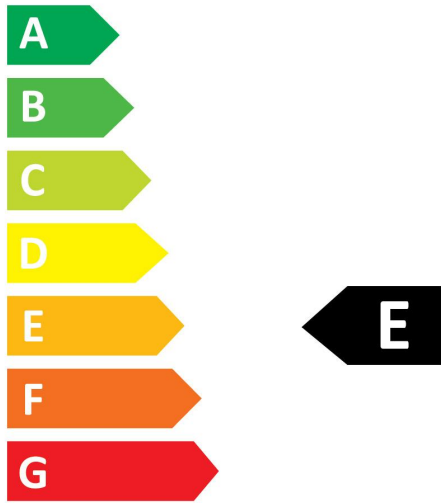
ToLEDo G9

ToLEDo Retro G9 CL 250LM 840 SL
0029666



SYLVANIA

0029666



3
kWh/1000h



2019/2015

SYLVANIA

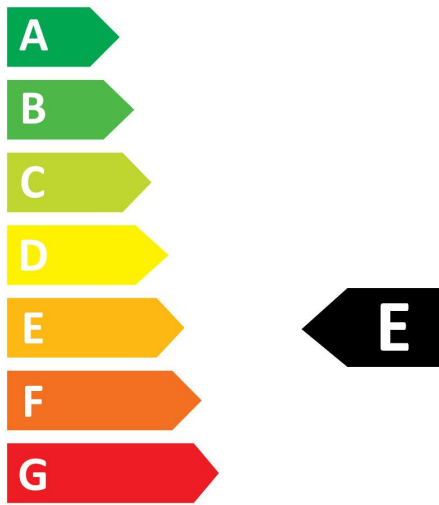
ToLEDo G9

ToLEDo Retro G9 CL 250LM 840 SL

0029666



0029666



3
kWh/1000h



2019/2015